

COBRA NC 0100–0300 B ECOTORQUE

Dry screw vacuum pumps



VACUUM SOLUTIONS



Efficient

High energy savings thanks to the variable speed drive (ECOTORQUE), Ecomode with automatic start and stop function, reduced maintenance costs, long service intervals, extended pump lifetime, efficient cooling systems

Flexible

Precise adjustment of vacuum level (pressure control) and pumping speed (speed control) to process requirements, compatible with a wide range of supply voltages, easy control and monitoring of up to eight vacuum pumps with optional ECOTORQUE Master Control

High performance

Advanced screw design, patented self-balancing screws, fast pump-down times, perfectly suited for heat treatment, coating, vacuum drying and carbon capture

Accessories, spare parts and options

- Purge gas system
- Sealing gas supply
- Dilution gas supply
- Connection adapter to connect ISO or ASME flanges
- Non-return valve
- Exhaust gas silencer
- Air cooling
- Various sealing and coating configurations

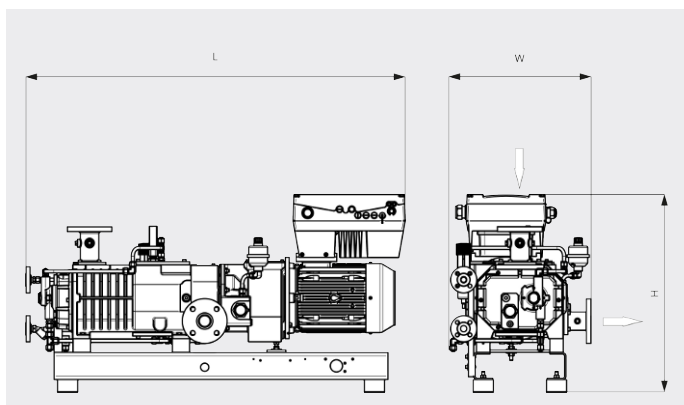
COBRA NC 0100-0300 B ECOTORQUE

Dry screw vacuum pumps



VACUUM SOLUTIONS

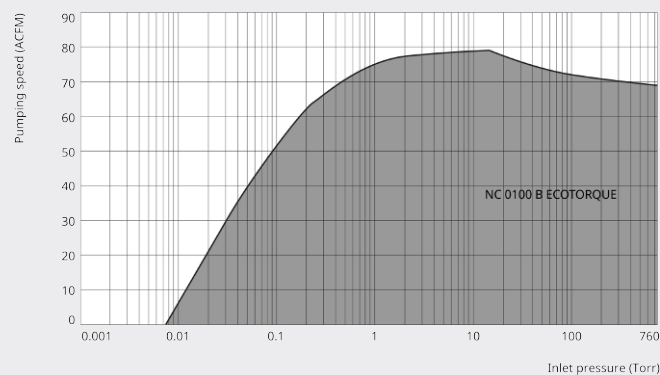
Dimensional drawing



Pumping speed

Air at 70°F. Tolerance: $\pm 10\%$

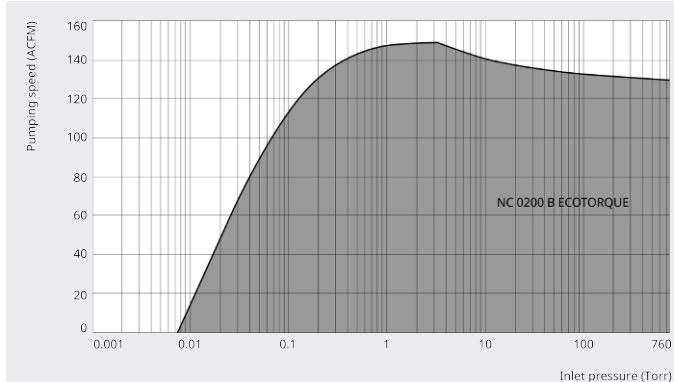
___ Max. speed



Pumping speed

Air at 70°F. Tolerance: $\pm 10\%$

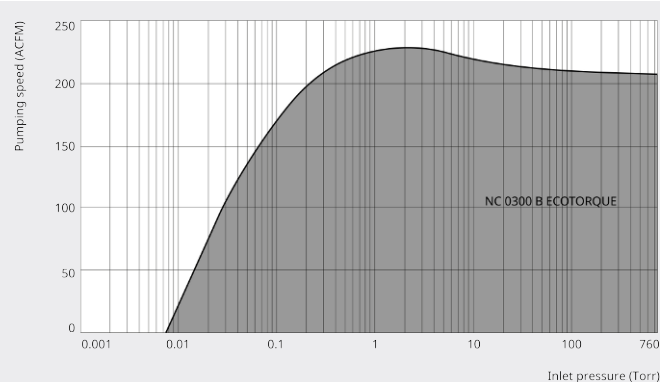
___ Max. speed



Pumping speed

Air at 70°F. Tolerance: $\pm 10\%$

___ Max. speed



COBRA NC 0100–0300 B ECOTORQUE

Dry screw vacuum pumps



VACUUM SOLUTIONS

	COBRA NC 0100 B ECOTORQUE	COBRA NC 0200 B ECOTORQUE	COBRA NC 0300 B ECOTORQUE
Pumping speed	76.5 ACFM	155 ACFM	225 ACFM
Ultimate pressure	≤ 0.0075 TORR	≤ 0.0075 TORR	≤ 0.0075 TORR
Nominal motor rating	5 HP	10 HP	15 HP
Nominal motor speed	3600 RPM	3600 RPM	3600 RPM
Sound pressure level (ISO 2151), KpA = 3 dB	≤ 74 dB(A)	≤ 76 dB(A)	≤ 77 dB(A)
Weight approx.	662 Lbs.	772 Lbs.	882 Lbs.
Dimensions (L x W x H)	46.5 x 20.2 x 26.7 inches	49.7 x 20.2 x 27.6 inches	55.0 x 20.2 x 28.6 inches
Gas inlet / outlet	ANSI 150 (1.5 in) / NPT 1¼ in	ANSI 150 (2 in) / NPT 2 in	ANSI 150 (2 in) / NPT 2 in

DO YOU WANT TO KNOW MORE?

Get in touch with us directly!

info@buschusa.com or +1 757 463 7800



CONTACT FORM



CALL NOW