


# PUMA WP 0250/0500 D2/D4

Vacuum boosters



VACUUM SOLUTIONS



## Reliable

Solid lobe design, robust construction made of GGG40 material

## High performance

Excellent volumetric efficiency, increases the performance of a vacuum system by up to a factor of ten, specially designed for rough and medium vacuum applications

## Flexible

Can be flanged directly on the system at any position, boosts the performance of all types of backing pumps

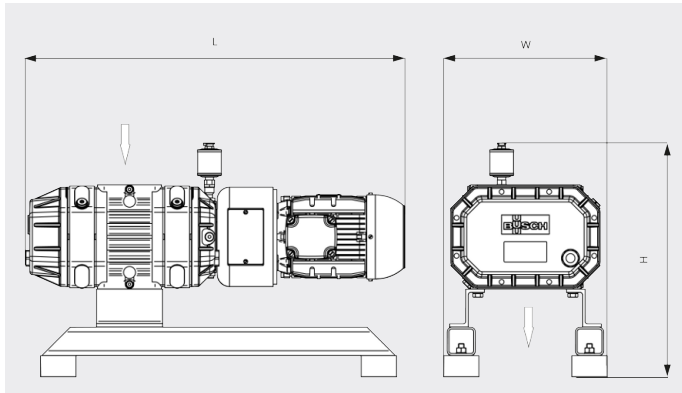
# PUMA WP 0250/0500 D2/D4

Vacuum boosters



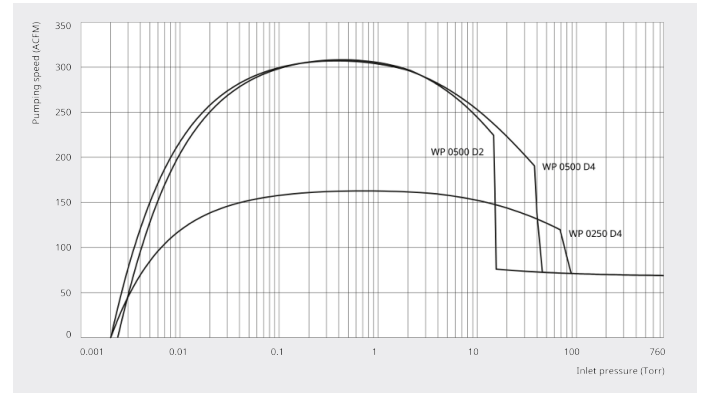
VACUUM SOLUTIONS

Dimensional drawing



Pumping speed

Air at 70°F. Tolerance: ± 10%



	PUMA WP 0250 D4	PUMA WP 0500 D2	PUMA WP 0500 D4
Nominal pumping speed	165 ACFM	310 ACFM	310 ACFM
Pumping speed	163 ACFM	308 ACFM	306 ACFM
Max. differential pressure	60 TORR	40 TORR	60 TORR
Nominal motor rating	1.6 HP	4 HP	3,2 HP
Nominal motor speed	1800 RPM	3600 RPM	1800 RPM
Weight approx.	290 Lbs.	390 Lbs.	420 Lbs.
Dimensions (L x W x H)	31.5 x 12.4 x 19.5 inches	32.5 x 12.4 x 19.5 inches	38.5 x 12.4 x 19.5 inches
Gas inlet / outlet	DN 63 ISO / DN 63 ISO	DN 63 ISO / DN 63 ISO	DN 160 ISO / DN 160 ISO

## DO YOU WANT TO KNOW MORE?

Get in touch with us directly!  
[info@buschusa.com](mailto:info@buschusa.com) or +1 757 463 7800



CONTACT FORM



CALL NOW