


COBRA NC 0100-0300 B

Dry screw vacuum pumps



High performance

Advanced screw design, patented self-balancing screws, perfectly suited for chemical processes, distillation and vacuum drying

Efficient

Low cost of ownership, minimal maintenance, long service intervals, high uptime, efficient water cooling

Flexible

Air cooling, various sealing and coating configurations as well as ATEX-certified versions available

Accessories

- Purge gas system
- Sealing gas supply
- Dilution gas supply
- Connection adapter to connect ISO or ASME flanges
- Non-return valve
- Exhaust gas silencer
- Air cooling
- Various sealing and coating configurations
- ATEX-certified versions available

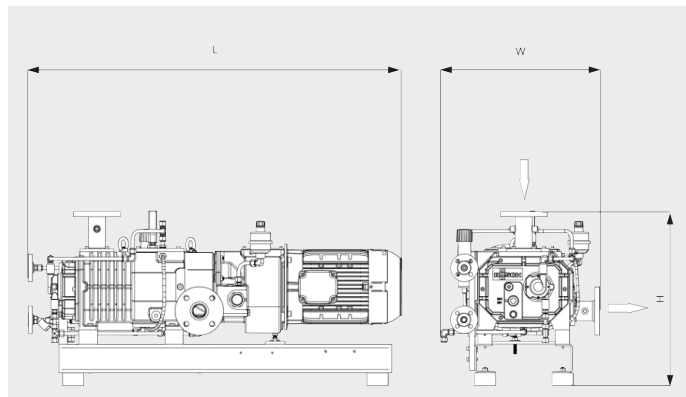
COBRA NC 0100–0300 B

Dry screw vacuum pumps



VACUUM SOLUTIONS

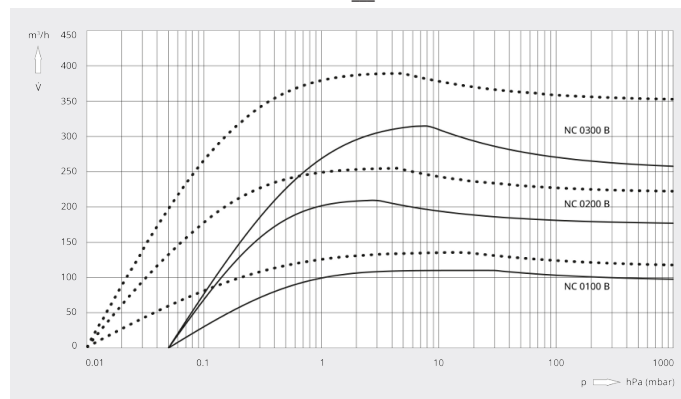
Dimensional drawing



Pumping speed

Air at 20°C. Tolerance: $\pm 10\%$

— 50 Hz 60 Hz



	COBRA NC 0100 B	COBRA NC 0200 B	COBRA NC 0300 B
Pumping speed	82 ACFM	160 ACFM	225 ACFM
Ultimate pressure	≤ 0.0075 TORR	≤ 0.0075 TORR	≤ 0.0075 TORR
Nominal motor rating	5 HP	10 HP	15 HP
Nominal motor speed	3600 RPM	3600 RPM	3600 RPM
Noise level (ISO 2151)	≤ 74 dB(A)	≤ 76 dB(A)	≤ 77 dB(A)
Weight approx.	730 Lbs.	908 Lbs.	1160 Lbs.
Dimensions (L x W x H)	53.1 x 24.3 x 26.6 inches	60.8 x 26 x 26.6 inches	65.5 x 28 x 26.6 inches
Gas inlet / outlet	1 ½" NPT / 1 ¼" NPT	2" NPT / 2" NPT	2" NPT / 2" NPT

DO YOU WANT TO KNOW MORE?

Get in touch with us directly!

info@buschusa.com or +1 757 463 7800



CONTACT FORM



CALL NOW