


# PANDA WZ 2400 A

Vacuum booster



VACUUM SOLUTIONS



## Reliable

Robust construction, reliable under varying operating conditions, leak-tight, barrier gas connection

## High performance

Robust construction made of GGG40 material, high chemical and mechanical resistance, excellent volumetric efficiency, high ultimate pressure, increases the performance of a vacuum system by up to a factor of ten, integrated bypass valve, specially designed for medium and high vacuum applications including, solar, flat panel and semiconductor processes

## Flexible

Can be flanged directly on the system at any position, boosts the performance of all types of backing pumps, with vertical or lateral discharge

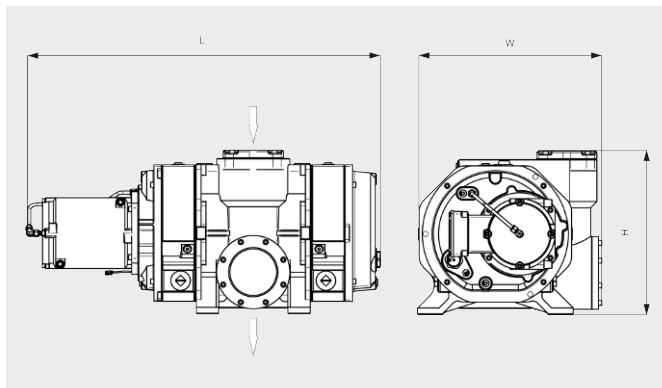
# PANDA WZ 2400 A

Vacuum booster



VACUUM SOLUTIONS

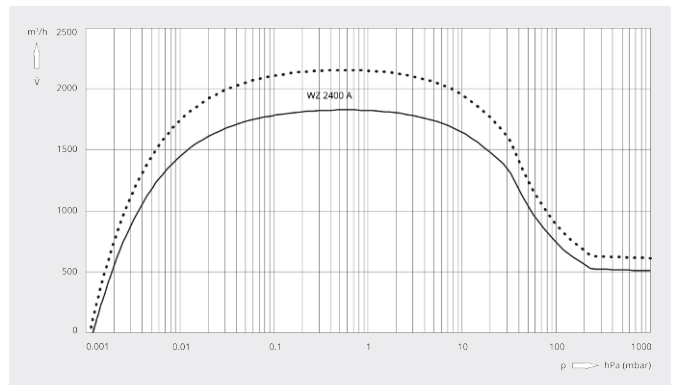
Dimensional drawing



Pumping speed

Air at 20°C. Tolerance:  $\pm 10\%$

— 50 Hz ..... 60 Hz



PANDA WZ 2400 A	
Nominal pumping speed	2120 / 2540 m³/h (50 / 60 Hz)
Pumping speed	1830 / 2158 m³/h (50 / 60 Hz)*
Max. differential pressure	53 hPa (mbar)
Leakage rate	$\leq 1 \cdot 10^{-6}$ mbar · l/s
Nominal motor rating	5.5 / 6.6 kW (50 / 60 Hz)
Nominal motor speed	3000 / 3600 min <sup>-1</sup> (50 / 60 Hz)
Weight approx.	515 kg
Dimensions (L x W x H)	1089 x 568 x 503 mm
Gas inlet / outlet	DN 160 ISO / DN 160 ISO

\*Pumping speed with COBRA NS 0600 C as backing pump running at 50 / 60 Hz

## DO YOU WANT TO KNOW MORE?

Get in touch with us directly!  
[info@busch.co.th](mailto:info@busch.co.th) or +66 2 02 66 113



CONTACT FORM



CALL NOW