


SAMOS SI 1500/2200 E1

Side channel blowers



Reliable

Robust and light-weight construction, effective air cooling, long lifetime, nearly maintenance-free, dry and contact-free operating principle, protection against overheating

Flexible

Vacuum or overpressure operation, horizontal and vertical installation

Quiet

Low noise level, fully enclosed unit, internal silencers

Accessories

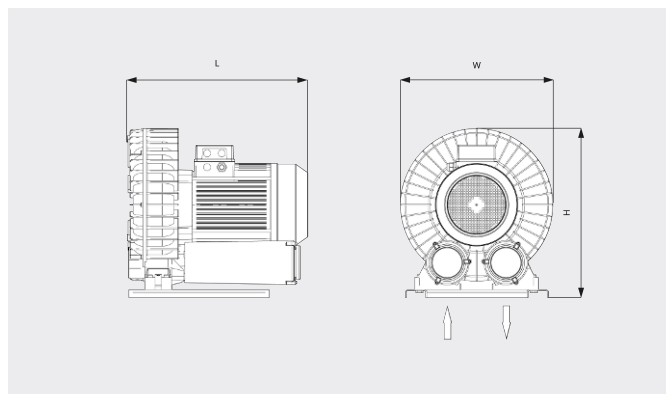
- Vacuum relief valves
- Pressure relief valves
- Additional silencers

SAMOS SI 1500/2200 E1

Side channel blowers



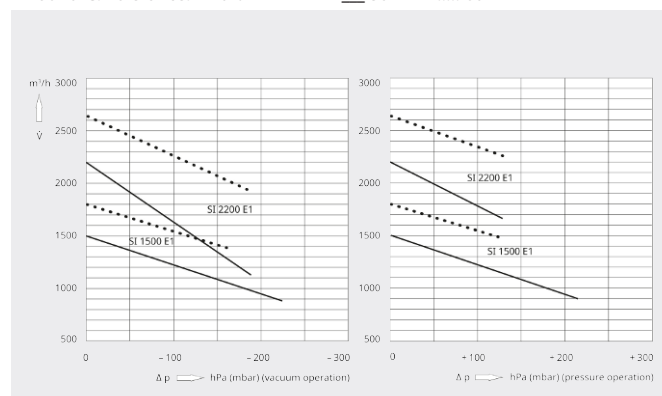
Dimensional drawing



Pumping speed/Volume flow

Air at 20°C. Tolerance: $\pm 10\%$

— 50 Hz 60 Hz



| | SAMOS SI 1500 E1 | SAMOS SI 2200 E1 |
|---|--|--|
| Nominal pumping speed/volume flow | 1500 / 1800 m³/h (50 / 60 Hz) | 2200 / 2640 m³/h (50 / 60 Hz) |
| Max. differential pressure (vacuum version) | -225 / -155 hPa (mbar) (50 / 60 Hz) | -185 / -180 hPa (mbar) (50 / 60 Hz) |
| Max. differential pressure (overpressure version) | +210 / +125 hPa (mbar) (50 / 60 Hz) | +130 hPa (mbar) (50 / 60 Hz) |
| Nominal motor rating | 15.0 / 17.3 kW (50 / 60 Hz) | 20.0 / 25.2 kW (50 / 60 Hz) |
| Nominal motor speed | 3000 / 3600 min ⁻¹ (50 / 60 Hz) | 3000 / 3600 min ⁻¹ (50 / 60 Hz) |
| Noise level (ISO 3744) | 82 / 84 dB(A) (50 / 60 Hz) | 82 / 84 dB(A) (50 / 60 Hz) |
| Weight approx. | 155 kg | 166 kg |
| Dimensions (L x W x H) | 654 x 570 x 633 mm | 739 x 600 x 610 mm |
| Gas inlet / outlet | G 4" / G 4" | Hose connection Ø 150 mm |

DO YOU WANT TO KNOW MORE?

Get in touch with us directly!
info@busch.co.th or +66 2 02 66 113



CONTACT FORM



CALL NOW