


SAMOS SI 0320/1150 E2

Side channel blowers



Discover all advantages of the product series SAMOS SI

Reliable

Robust construction, effective air cooling, long lifetime, nearly maintenance-free, dry and contact-free operating principle, high differential pressures thanks to two compression stages, protection against overheating

Flexible

Vacuum or overpressure operation, horizontal and vertical installation

Quiet

Low noise level, fully enclosed unit, internal silencers

Accessories

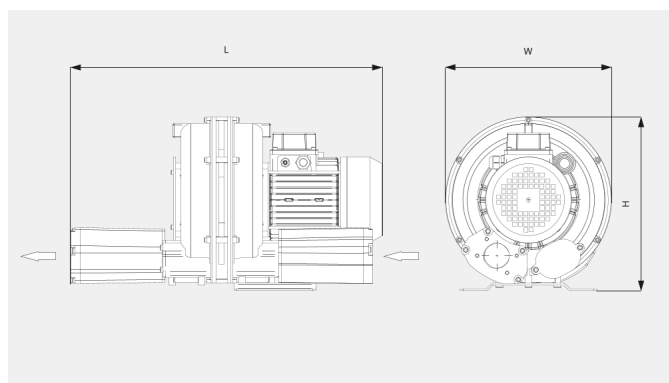
- Vacuum relief valves
- Pressure relief valves
- Additional silencers

SAMOS SI 0320/1150 E2

Side channel blowers

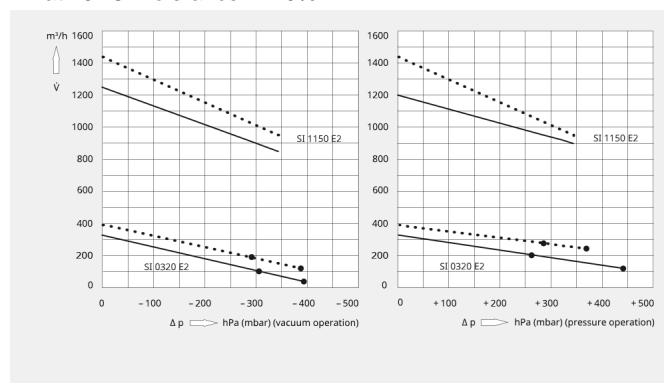


Dimensional drawing



Pumping speed/Volume flow

Air at 20 °C. Tolerance: ± 10%



The following technical values refer to ISO 50 Hz

	SAMOS SI 0320 E2 (A)	SAMOS SI 0320 E2 (B)	SAMOS SI 1150 E2
Technology short name	Side channel	Side channel	Side channel
Nominal pumping speed/volume flow	330 m³/h	330 m³/h	1200 m³/h
Max. differential pressure (vacuum version)	-315 hPa (mbar)	-390 hPa (mbar)	-345 hPa (mbar)
Max. differential pressure (overpressure version)	+260 hPa (mbar)	+440 hPa (mbar)	+345 hPa (mbar)
Max. operating power	4.0 kW	5.5 kW	20.0 kW
Nominal motor speed	3000 min ⁻¹	3000 min ⁻¹	3000 min ⁻¹
Noise level (ISO 3744)	77 dB(A)	77 dB(A)	80 dB(A)
Weight approx.	60 kg	60 kg	240 kg
Dimensions (L x W x H)	703 x 395 x 415 mm	703 x 395 x 415 mm	1352 x 615 x 631 mm
Gas inlet	G 2"	G 2"	G 4"
Gas outlet	G 2"	G 2"	G 4"

The following technical values refer to ISO 60 Hz

	SAMOS SI 0320 E2 (A)	SAMOS SI 0320 E2 (B)	SAMOS SI 1150 E2
Technology short name	Side channel	Side channel	Side channel
Nominal pumping speed/volume flow	395 m³/h	395 m³/h	1440 m³/h

SAMOS SI 0320/1150 E2

Side channel blowers



	SAMOS SI 0320 E2 (A)	SAMOS SI 0320 E2 (B)	SAMOS SI 1150 E2
Max. differential pressure (vacuum version)	-295 hPa (mbar)	-380 hPa (mbar)	-345 hPa (mbar)
Max. differential pressure (overpressure version)	+275 hPa (mbar)	+370 hPa (mbar)	+345 hPa (mbar)
Max. operating power	4.6 kW	6.3 kW	25.2 kW
Nominal motor speed	3600 min ⁻¹	3600 min ⁻¹	3600 min ⁻¹
Noise level (ISO 3744)	81 dB(A)	81 dB(A)	80 dB(A)
Weight approx.	60 kg	60 kg	240 kg
Dimensions (L x W x H)	703 x 395 x 415 mm	703 x 395 x 415 mm	1352 x 615 x 631 mm
Gas inlet	G 2"	G 2"	G 4"
Gas outlet	G 2"	G 2"	G 4"

DO YOU WANT TO KNOW MORE

Please contact us!
sales@busch.co.nz or +64 (0)800 428 724



CONTACT FORM



CALL US NOW