


DOLPHIN LN 3001/3002 A (Former NSB SB 1.25/2.25)

Liquid ring compressors



Discover all advantages of
the product series DOLPHIN
LN

Robust

API standard, ATEX-certified, test run without operating fluids possible, extremely high vapor and particle tolerance

Easy servicing

Quick replacement of bearings and mechanical seals, no impeller adjustment needed, cleaning in place (CIP) with hot steam possible

Simple operation

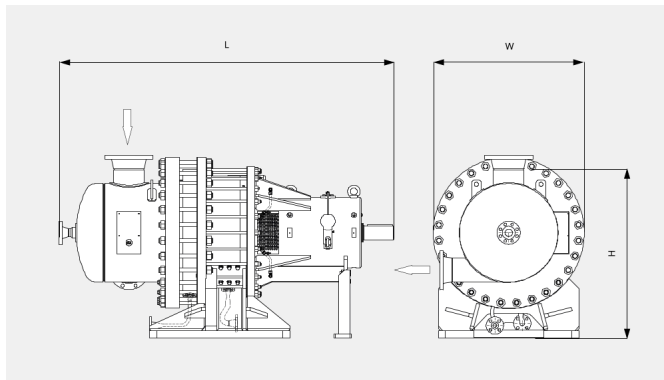
Direct start function under full discharge pressure, reaches full performance after ten seconds

DOLPHIN LN 3001/3002 A (Former NSB SB 1.25/2.25)

Liquid ring compressors

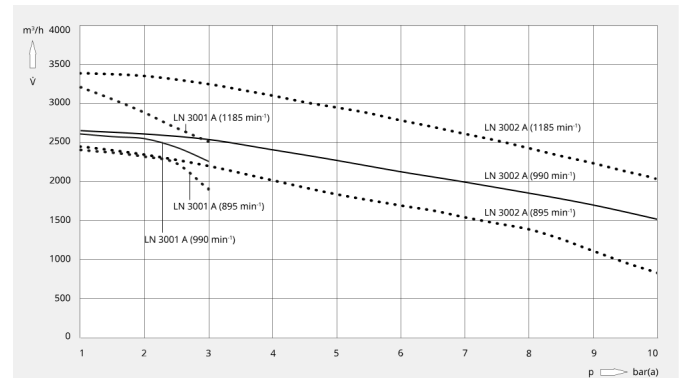


Dimensional drawing



Volume flow

Air at 20 °C. Tolerance: ± 10%



The following technical values refer to ISO 50 Hz

	DOLPHIN LN 3001 A	DOLPHIN LN 3002 A (Preliminary)
Volume flow	2300 m ³ /h	2500 m ³ /h
Overpressure	3 bar(a)	10 bar(a)
Nominal motor rating	260 kW	590 kW
Nominal motor speed	990 min ⁻¹	990 min ⁻¹
Noise level (ISO 2151)	85 dB(A)	87 dB(A)
Max. temperature of inlet gas stream	90 °C	90 °C
Weight approx.	3600 kg	3720 kg
Dimensions (L x W x H)	2285 x 1075 x 1300 mm	2384 x 1075 x 1300 mm
Gas inlet	DN 200 PN 16	DN 200 PN 16
Gas outlet	DN 150 PN 16	DN 150 PN 16

The following technical values refer to ISO 60 Hz

	DOLPHIN LN 3001 A	DOLPHIN LN 3002 A (Preliminary)
Volume flow	2700 m ³ /h	3200 m ³ /h
Overpressure	3 bar(a)	10 bar(a)
Nominal motor rating	370 kW	800 kW
Nominal motor speed	1185 min ⁻¹	1185 min ⁻¹

DOLPHIN LN 3001/3002 A (Former NSB SB 1.25/2.25)

Liquid ring compressors



	DOLPHIN LN 3001 A	DOLPHIN LN 3002 A (Preliminary)
Noise level (ISO 2151)	88 dB(A)	90 dB(A)
Max. temperature of inlet gas stream	90 °C	90 °C
Weight approx.	3600 kg	3720 kg
Dimensions (L x W x H)	2285 x 1075 x 1300 mm	2384 x 1075 x 1300 mm
Gas inlet	DN 200 PN 16	DN 200 PN 16
Gas outlet	DN 150 PN 16	DN 150 PN 16

DO YOU WANT TO KNOW MORE

Please contact us!
sales@busch.co.nz or +64 (0)800 428 724



CONTACT FORM



CALL US NOW