


PANDA WZ 2400 A

Vacuum booster



VACUUM SOLUTIONS



Reliable

Robust construction, reliable under varying operating conditions, leak-tight, barrier gas connection

High performance

Robust construction made of GGG40 material, high chemical and mechanical resistance, excellent volumetric efficiency, high ultimate pressure, increases the performance of a vacuum system by up to a factor of ten, integrated bypass valve, specially designed for medium and high vacuum applications including, solar, flat panel and semiconductor processes

Flexible

Can be flanged directly on the system at any position, boosts the performance of all types of backing pumps, with vertical or lateral discharge

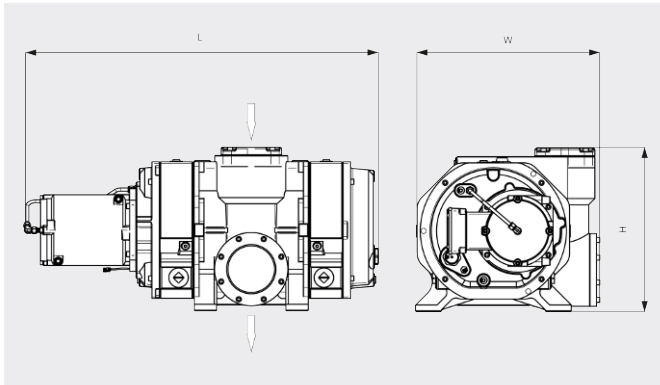
PANDA WZ 2400 A

Vacuum booster



VACUUM SOLUTIONS

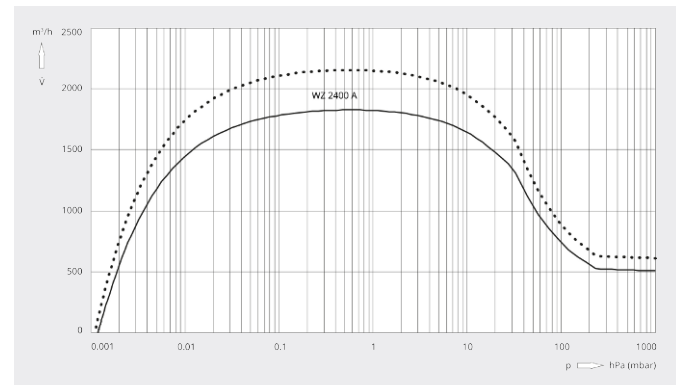
Dimensional drawing



Pumping speed

Air at 20°C. Tolerance: $\pm 10\%$

— 50 Hz 60 Hz



PANDA WZ 2400 A	
Nominal pumping speed	2120 / 2540 m³/h (50 / 60 Hz)
Pumping speed	1830 / 2158 m³/h (50 / 60 Hz)*
Max. differential pressure	53 hPa (mbar)
Leakage rate	$\leq 1 \cdot 10^{-6}$ mbar · l/s
Nominal motor rating	5.5 / 6.6 kW (50 / 60 Hz)
Nominal motor speed	3000 / 3600 min ⁻¹ (50 / 60 Hz)
Weight approx.	515 kg
Dimensions (L x W x H)	1089 x 568 x 503 mm
Gas inlet / outlet	DN 160 ISO / DN 160 ISO

*Pumping speed with COBRA NS 0600 C as backing pump running at 50 / 60 Hz

DO YOU WANT TO KNOW MORE?

Get in touch with us directly!
service_sales@busch.co.il or +972 (0)8 681 04 85



CONTACT FORM



CALL NOW