


R5 RA 0025/0040 F

Oil-lubricated rotary vane vacuum pumps



VACUUM SOLUTIONS



Reliable

Robust construction, highly durable fiber-reinforced epoxy resin vanes, proven rotary vane technology, long service life

High performance

High pumping speed at low pressures, designed for continuous operation

Flexible

Various design options available, easy adaption to individual customer requirements and processes

Accessories

- Gas-ballast valve
- Filter pressure gauge
- Vacuum pump oils for all applications
- Various inlet filters
- Oil level switch
- Vacuum regulating unit

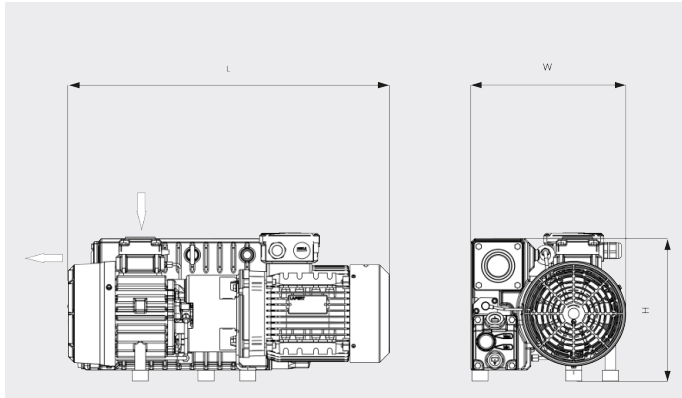
R5 RA 0025/0040 F

Oil-lubricated rotary vane vacuum pumps



VACUUM SOLUTIONS

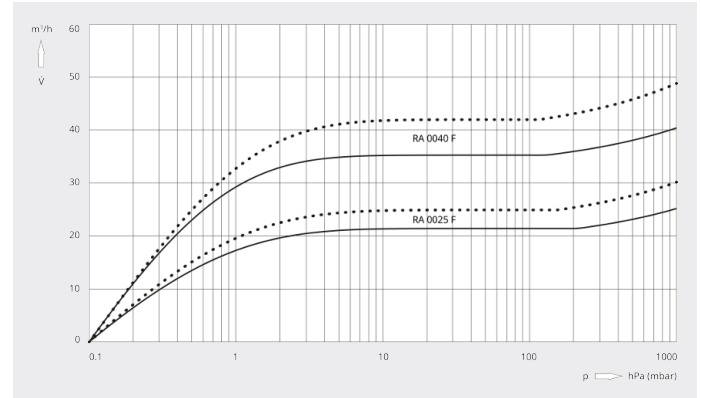
Dimensional drawing



Pumping speed

Air at 20°C. Tolerance: ± 10%

— 50 Hz 60 Hz



	R5 RA 0025 F	R5 RA 0040 F
Nominal pumping speed	25 / 30 m ³ /h (50 / 60 Hz)	40 / 48 m ³ /h (50 / 60 Hz)
Ultimate pressure	0.1 hPa (mbar) (50 / 60 Hz)	0.1 hPa (mbar) (50 / 60 Hz)
Nominal motor rating	1.0 / 1.2 kW (50 / 60 Hz)	1.4 / 1.7 kW (50 / 60 Hz)
Nominal motor speed	1500 / 1800 min ⁻¹ (50 / 60 Hz)	1500 / 1800 min ⁻¹ (50 / 60 Hz)
Power consumption at 100 mbar	0.8 / 0.9 kW (50 / 60 Hz)	1.1 / 1.2 kW (50 / 60 Hz)
Power consumption at ultimate pressure	0.5 / 0.6 kW (50 / 60 Hz)	0.6 / 0.7 kW (50 / 60 Hz)
Noise level (ISO 2151)	60 / 63 dB(A) (50 / 60 Hz)	63 / 66 dB(A) (50 / 60 Hz)
Oil capacity	1 l	1 l
Weight approx.	36 kg	42 kg
Dimensions (L x W x H)	585 x 284 x 263 mm	625 x 284 x 263 mm
Gas inlet / outlet	G 1¼" / G 1¼"	G 1¼" / G 1¼"

R5 RA 0025/0040 F

Oil-lubricated rotary vane vacuum pumps



VACUUM SOLUTIONS

	R5 RA 0025 F	R5 RA 0040 F
Nominal pumping speed	18 ACFM	28 ACFM
Ultimate pressure	0.075 TORR	0.075 TORR
Nominal motor rating	1.5 HP	2 HP
Nominal motor speed	1800 RPM	1800 RPM
Power consumption at 75 TORR	1.2 HP	1.6 HP
Power consumption at ultimate pressure	0.8 HP	0.9 HP
Noise level (ISO 2151)	63 dB(A)	66 dB(A)
Oil capacity	1 qts.	1 qts.
Weight approx.	106 Lbs.	120 Lbs.
Dimensions (L x W x H)	25.1 x 13.8 x 10.4 inches	26.1 x 13.7 x 10.4 inches
Gas inlet / outlet	1¼" NPT / 1¼" NPT	1¼" NPT / 1¼" NPT

DO YOU WANT TO KNOW MORE?

Get in touch with us directly!
info@busch.ca or +1 800 363 6360



CONTACT FORM



CALL NOW