


# SAMOS SB 0050-0200 D0

Side channel blowers



VACUUM SOLUTIONS



## Reliable

Robust and light-weight construction, effective air cooling, long lifetime, nearly maintenance-free, dry and contact-free operating principle

## Flexible

Vacuum or overpressure operation, horizontal and vertical installation, various design options and ATEX-certified versions available

## Quiet

Very low noise level, fully enclosed unit, internal silencers

### Accessories

- Vacuum relief valves
- Pressure relief valves
- Additional silencers
- Thermal protection (bimetal switch or PTC-thermistor)
- Inlet filter for vacuum or pressure operation

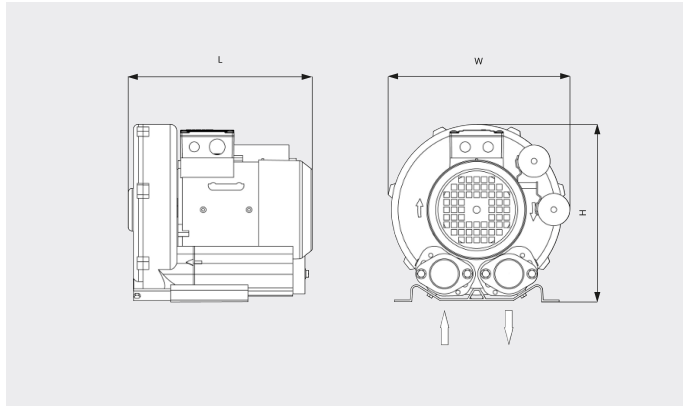
# SAMOS SB 0050-0200 D0

Side channel blowers



VACUUM SOLUTIONS

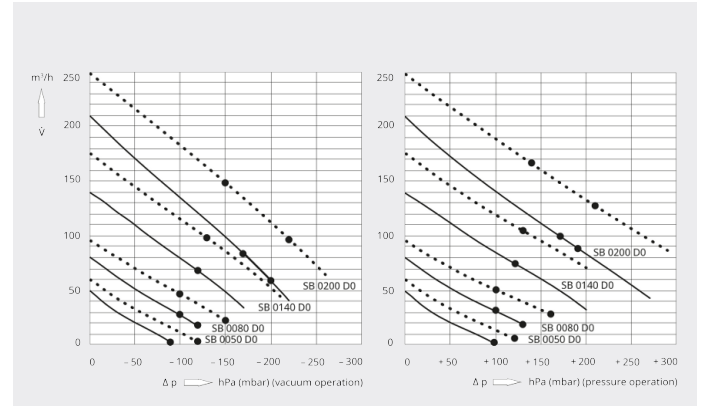
Dimensional drawing



Pumping speed/Volume flow

Air at 20°C. Tolerance: ± 10%

— 50 Hz ..... 60 Hz



|   | SAMOS SB 0050 D0                           | SAMOS SB 0080 D0                           | SAMOS SB 0080 D0                           |
|---|--|--|--|
| Nominal pumping speed/volume flow                 | 50 / 60 m <sup>3</sup> /h (50 / 60 Hz)     | 80 / 96 m <sup>3</sup> /h (50 / 60 Hz)     | 80 / 96 m <sup>3</sup> /h (50 / 60 Hz)     |
| Max. differential pressure (vacuum version)       | -90 / -120 hPa (mbar) (50 / 60 Hz)         | -100 hPa (mbar) (50 / 60 Hz)               | -120 / -150 hPa (mbar) (50 / 60 Hz)        |
| Max. differential pressure (overpressure version) | +100 / +120 hPa (mbar) (50 / 60 Hz)        | +100 hPa (mbar) (50 / 60 Hz)               | +130 / +160 hPa (mbar) (50 / 60 Hz)        |
| Nominal motor rating                              | 0.2 / 0.23 kW (50 / 60 Hz)                 | 0.25 / 0.29 kW (50 / 60 Hz)                | 0.4 / 0.5 kW (50 / 60 Hz)                  |
| Nominal motor speed                               | 2850 / 3450 min <sup>-1</sup> (50 / 60 Hz) | 2850 / 3450 min <sup>-1</sup> (50 / 60 Hz) | 2850 / 3450 min <sup>-1</sup> (50 / 60 Hz) |
| Noise level (ISO 3744)                            | 50 / 53 dB(A) (50 / 60 Hz)                 | 53 / 56 dB(A) (50 / 60 Hz)                 | 53 / 56 dB(A) (50 / 60 Hz)                 |
| Weight approx.                                    | 7 kg                                       | 10 kg                                      | 10 kg                                      |
| Dimensions (L x W x H)                            | 256 x 246 x 247 mm                         | 256 x 253 x 247 mm                         | 256 x 253 x 247 mm                         |
| Gas inlet / outlet                                | G 1¼" / G 1¼"                              | G 1¼" / G 1¼"                              | G 1¼" / G 1¼"                              |

|   | SAMOS SB 0140 D0                         | SAMOS SB 0200 D0                         | SAMOS SB 0200 D0                         |
|---|--|--|--|
| Nominal pumping speed/volume flow           | 140 / 175 m <sup>3</sup> /h (50 / 60 Hz) | 210 / 250 m <sup>3</sup> /h (50 / 60 Hz) | 210 / 250 m <sup>3</sup> /h (50 / 60 Hz) |
| Max. differential pressure (vacuum version) | -120 / -130 hPa (mbar) (50 / 60 Hz)      | -170 / -150 hPa (mbar) (50 / 60 Hz)      | -200 / -220 hPa (mbar) (50 / 60 Hz)      |

# SAMOS SB 0050-0200 D0

Side channel blowers



VACUUM SOLUTIONS

|   | SAMOS SB 0140 D0                           | SAMOS SB 0200 D0                           | SAMOS SB 0200 D0                           |
|---|--|--|--|
| Max. differential pressure (overpressure version) | +120 / +130 hPa (mbar) (50 / 60 Hz)        | +170 / +140 hPa (mbar) (50 / 60 Hz)        | +190 / +210 hPa (mbar) (50 / 60 Hz)        |
| Nominal motor rating                              | 0.7 / 0.83 kW (50 / 60 Hz)                 | 1.3 / 1.5 kW (50 / 60 Hz)                  | 1.6 / 2.05 kW (50 / 60 Hz)                 |
| Nominal motor speed                               | 2850 / 3450 min <sup>-1</sup> (50 / 60 Hz) | 2850 / 3450 min <sup>-1</sup> (50 / 60 Hz) | 2850 / 3450 min <sup>-1</sup> (50 / 60 Hz) |
| Noise level (ISO 3744)                            | 63 / 64 dB(A) (50 / 60 Hz)                 | 64 / 70 dB(A) (50 / 60 Hz)                 | 64 / 70 dB(A) (50 / 60 Hz)                 |
| Weight approx.                                    | 13 kg                                      | 23 kg                                      | 23 kg                                      |
| Dimensions (L x W x H)                            | 269 x 285 x 302 mm                         | 346 x 334 x 347 mm                         | 346 x 334 x 347 mm                         |
| Gas inlet / outlet                                | G 1½" / G 1½"                              | G 2" / G 2"                                | G 2" / G 2"                                |

## DO YOU WANT TO KNOW MORE?

Get in touch with us directly!  
[info@busch.ca](mailto:info@busch.ca) or +1 800 363 6360



CONTACT FORM



CALL NOW