


# DOLPHIN VL 0100-0270 A Continuous Flow

Liquid ring vacuum pump units



VACUUM SOLUTIONS



## Robust

Proven technology, reliable operation, corrosion-free stainless steel impeller, extremely high vapor and particle tolerance, automatic solenoid valve for control of operating fluid flow from main supply

## All-in-One

Unit with base frame, operating fluid separator, control system, including inlet check valve, fresh liquid supply kit, level indicator (ATEX only), temperature sensor (ATEX only) and pressure indicators and cavitation protection

## Flexible

Choice of cast iron (EN-GJL-200) or 316 grade stainless steel material housings, ATEX-certified version available (Cat. 1 (i/o) IIC, T4), operating fluids other than water possible

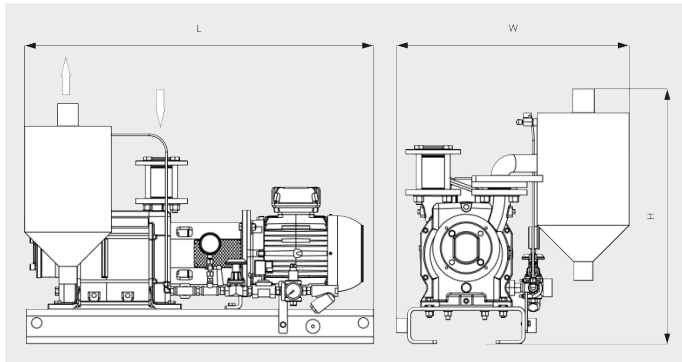
# DOLPHIN VL 0100-0270 A Continuous Flow

Liquid ring vacuum pump units

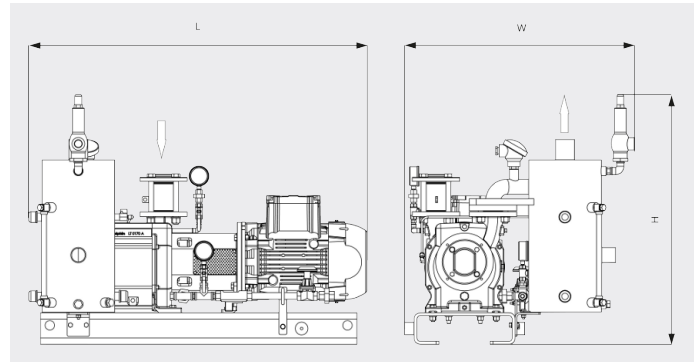


VACUUM SOLUTIONS

Dimensional drawing



Dimensional drawing



	DOLPHIN VL 0100 A Continuous Flow	DOLPHIN VL 0180 A Continuous Flow	DOLPHIN VL 0270 A Continuous Flow
<b>Nominal pumping speed</b>	82 / 98 m <sup>3</sup> /h (50 / 60 Hz)	144 / 180 m <sup>3</sup> /h (50 / 60 Hz)	220 / 267 m <sup>3</sup> /h (50 / 60 Hz)
<b>Ultimate pressure</b>	130 hPa (mbar) (50 / 60 Hz)	130 hPa (mbar) (50 / 60 Hz)	130 hPa (mbar) (50 / 60 Hz)
<b>Nominal motor rating</b>	2.2 / 3.0 kW (50 / 60 Hz)	4.0 / 5.5 kW (50 / 60 Hz)	5.5 / 7.5 kW (50 / 60 Hz)
<b>Weight approx.</b>	183 / 199 kg (Safe / ATEX)	187 / 222 kg (Safe / ATEX)	229 / 268 kg (Safe / ATEX)
<b>Dimensions (L x W x H)</b>	855 x 632 x 687 / 924 x 724 x 788 mm (Safe / ATEX)	900 x 632 x 687 / 994 x 724 x 788 mm (Safe / ATEX)	1008 x 632 x 687 / 1112 x 724 x 788 mm (Safe / ATEX)
<b>Gas inlet / outlet</b>	G 1½" / R 2"	G 1½" / R 2"	G 1½" / R 2"

**DO YOU WANT TO KNOW MORE?**

Get in touch with us directly!  
[info@busch.ca](mailto:info@busch.ca) or +1 800 363 6360



CONTACT FORM



CALL NOW