


COBRA NS 0070-0600 C

Dry screw vacuum pumps



VACUUM SOLUTIONS



High performance

Advanced screw design, patented self-balancing screws, perfectly suited for coating applications, helium pumping or fluorination

Efficient

Low cost of ownership, minimal maintenance, long service intervals, high uptime, efficient water cooling

Leak-tight design

Integrated motor, no contamination of process gases, gas-tight

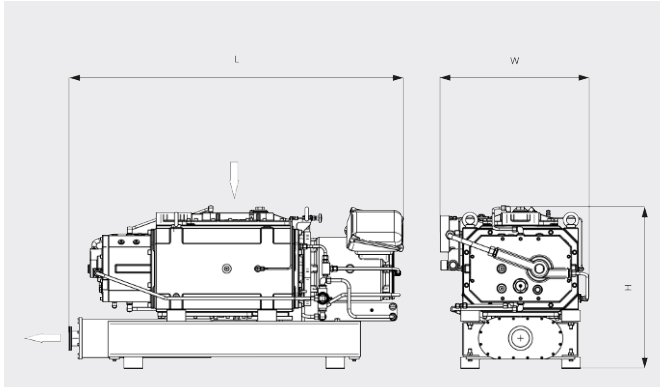
COBRA NS 0070-0600 C

Dry screw vacuum pumps



VACUUM SOLUTIONS

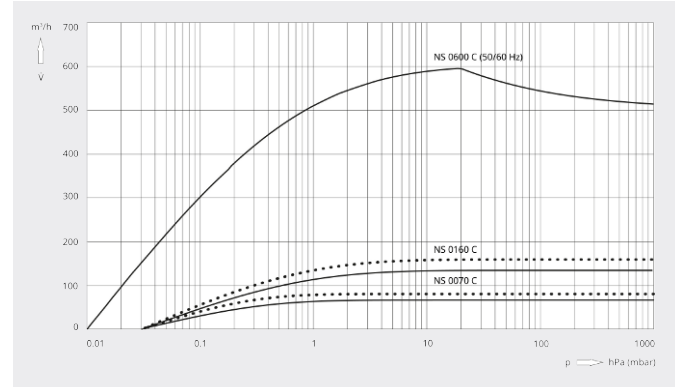
Dimensional drawing



Pumping speed

Air at 20°C. Tolerance: ± 10%

— 50 Hz 60 Hz



	COBRA NS 0070 C	COBRA NS 0160 C	COBRA NS 0600 C
Nominal pumping speed	70 / 85 m³/h (50 / 60 Hz)	135 / 160 m³/h (50 / 60 Hz)	600 m³/h (50 / 60 Hz)
Ultimate pressure	3.0 · 10 ⁻² hPa (mbar) (50 / 60 Hz)	3.0 · 10 ⁻² hPa (mbar) (50 / 60 Hz)	1.0 · 10 ⁻² hPa (mbar) (50 / 60 Hz)
Nominal motor rating	4.0 / 4.4 kW (50 / 60 Hz)	5.5 / 6.6 kW (50 / 60 Hz)	15 kW (50 / 60 Hz)
Nominal motor speed	3000 / 3600 min ⁻¹ (50 / 60 Hz)	3000 / 3600 min ⁻¹ (50 / 60 Hz)	3000 / 3600 min ⁻¹ (50 / 60 Hz)
Noise level (ISO 2151)	62 dB(A) (50 / 60 Hz)	68 dB(A) (50 / 60 Hz)	68 dB(A) (50 / 60 Hz)
Weight approx.	250 kg	250 kg	600 kg
Dimensions (L x W x H)	809 x 483 x 416 mm	873 x 483 x 416 mm	1329 x 589 x 645 mm
Gas inlet / outlet	DN 40 ISO-KF / DN 40 ISO-KF	DN 50 ISO-KF DN 40 ISO-KF	DN 100 ISO-K/ DN 100 ISO-K

DO YOU WANT TO KNOW MORE?

Get in touch with us directly!
sales@busch.com.au or 1 800 639 087



CONTACT FORM



CALL NOW